

John Carey


Derrylugga

Skibbereen

Co Cork

DERRYLUGGA

| Overall Traits | EBI | EBI Rel. | Milk | Fertility | Carbon | Calving | Beef | Maint. | Mgmt. | Health |
|----------------|---------|----------|------------|-----------|-----------|---------|------|--------|-------|--------|
| Group Average | €204 | 55% | €36 | €96 | €12 | €25 | €-4 | €26 | €-1 | €14 |
| Milk Traits | Milk Kg | Fat Kg | Protein Kg | Fat % | Protein % | | | | | |
| Group Average | -18 | 4.97 | 3.36 | 0.1% | 0.07% | | | | | |

LOT 1 **GENOTYPED** 
372218435832226 (2226) EBI €205

HO (75%),FR (19%)
 19-Feb-2026 Female

| | | | | | | | | | | |
|-------------------------|------------------|--|-------------------------|----------------------|---------------|-------------|-------------|--------------|-------------|---------------|
| <i>Overall Indexes</i> | EBI | EBI Rel | Milk | Fert | Carbon | Calv | Beef | Maint | Mgmt | Health |
| | €205 | 51% | €32 | €75 | €12 | €23 | €15 | €33 | -€3 | €18 |
| <i>Milk Traits</i> | Milk Kg | Fat Kg | Prot Kg | Fat % | Prot % | | | | | |
| | -98 | 3.84 | 1.95 | 0.14 | 0.09 | | | | | |
| <i>Fertility Traits</i> | CI | Survival | | | | | | | | |
| | -4.7(days) | .8(%) | | | | | | | | |
| <i>Calving Traits</i> | Gestation | Risk of dairy heifer calving diff | Heifer cdiff (%) | Cow cdiff (%) | | | | | | |
| | -3.32(days) | N/A | 6.3 (Rel:56%) | 2.6 (Rel:58%) | | | | | | |

Sire Sire Verified (SNP)


Ballygown Pete (FR1900) €296

Dam's Sire

(Ig) Ballygown Albert (FR4513)

Yield Data of Dam :372218435881793Dam Verified (SNP) €91

| | | | | | | | | |
|----------|------|------|-------|-------|-----|------|------|-----------------|
| Milk Kgs | BF% | PR% | BfKgs | PrKgs | SCC | Days | Lact | Calving Date |
| 3436 | 5.15 | 3.60 | 177 | 124 | 149 | 267 | 1 | 04-02-24 |
| 4444 | 4.74 | 3.59 | 211 | 160 | 155 | 292 | 2 | 10-02-25 |
| 5300 | 4.83 | 3.70 | 256 | 196 | 63 | 305 | 3 | 19-02-26 (proj) |

LOT 2 **GENOTYPED** 
372218435862212 (2212) EBI €205

HO (75%),FR (16%)
 12-Feb-2026 Female

| | | | | | | | | | | |
|-------------------------|------------------|--|-------------------------|----------------------|---------------|-------------|-------------|--------------|-------------|---------------|
| <i>Overall Indexes</i> | EBI | EBI Rel | Milk | Fert | Carbon | Calv | Beef | Maint | Mgmt | Health |
| | €205 | 57% | €32 | €106 | €13 | €43 | -€12 | €16 | -€1 | €7 |
| <i>Milk Traits</i> | Milk Kg | Fat Kg | Prot Kg | Fat % | Prot % | | | | | |
| | -45 | 5.31 | 2.29 | 0.12 | 0.07 | | | | | |
| <i>Fertility Traits</i> | CI | Survival | | | | | | | | |
| | -5.9(days) | 2.2(%) | | | | | | | | |
| <i>Calving Traits</i> | Gestation | Risk of dairy heifer calving diff | Heifer cdiff (%) | Cow cdiff (%) | | | | | | |
| | -5.01(days) | N/A | 5 (Rel:41%) | 2.4 (Rel:42%) | | | | | | |

Sire Sire Verified (SNP)

(Ig)Greenhills Ballintosig (FR7907) €218

Dam's Sire

(Ig) Knockdoe Jack (FR4020)

Yield Data of Dam :372218435831500Dam Verified (SNP) €155

| | | | | | | | | |
|----------|------|------|-------|-------|-----|------|------|-----------------|
| Milk Kgs | BF% | PR% | BfKgs | PrKgs | SCC | Days | Lact | Calving Date |
| 4492 | 3.87 | 3.58 | 174 | 161 | 60 | 279 | 1 | 25-02-21 |
| 5710 | 3.92 | 3.60 | 224 | 206 | 73 | 296 | 2 | 05-02-22 |
| 6230 | 4.05 | 3.51 | 252 | 219 | 88 | 282 | 3 | 11-02-23 |
| 6627 | 3.80 | 3.48 | 252 | 230 | 74 | 305 | 4 | 31-01-24 |
| 6360 | 3.69 | 3.44 | 235 | 219 | 119 | 274 | 5 | 14-02-25 |
| 6790 | 3.89 | 3.45 | 264 | 234 | 21 | 305 | 6 | 12-02-26 (proj) |

LOT 3**GENOTYPED** 

HO (84%),FR (16%)

372218435882206 (2206) Derrylugga Countess 128 EBI €233

11-Feb-2026 Female (PED)

| <i>Overall Indexes</i> | EBI | EBI Rel | Milk | Fert | Carbon | Calv | Beef | Maint | Mgmt | Health |
|-------------------------|------------------|--|-------------------------|--------------|----------------------|-------------|-------------|--------------|-------------|---------------|
| | €233 | 52% | €40 | €135 | €18 | €27 | -€6 | €11 | €0 | €9 |
| <i>Milk Traits</i> | Milk Kg | Fat Kg | Prot Kg | Fat % | Prot % | | | | | |
| | -153 | 3.49 | 2.29 | 0.17 | 0.13 | | | | | |
| <i>Fertility Traits</i> | CI | Survival | | | | | | | | |
| | -7.8(days) | 2.5(%) | | | | | | | | |
| <i>Calving Traits</i> | Gestation | Risk of dairy heifer calving diff | Heifer cdiff (%) | | Cow cdiff (%) | | | | | |
| | -3.55(days) | N/A | 6.1 (Rel:41%) | | 2.6 (Rel:42%) | | | | | |

Sire Sire Verified (SNP)**(Ig)Olcastletown Mojo (FR8709) €288***Dam's Sire***(Ig)Glenrea Zak (FR7986)**

Yield Data of Dam :372218435872023Dam Verified (SNP) €165

| Milk Kgs | BF% | PR% | BfKgs | PrKgs | SCC | Days | Lact | Calving Date |
|----------|------|------|-------|-------|-----|------|------|-----------------|
| 4071 | 4.70 | 3.76 | 191 | 153 | 40 | 305 | 1 | 11-02-26 (proj) |

LOT 4**GENOTYPED** 

HO (84%),FR (16%)

372218435862204 (2204) EBI €132


11-Feb-2026 Female

| <i>Overall Indexes</i> | EBI | EBI Rel | Milk | Fert | Carbon | Calv | Beef | Maint | Mgmt | Health |
|-------------------------|------------------|--|-------------------------|--------------|----------------------|-------------|-------------|--------------|-------------|---------------|
| | €132 | 59% | €37 | €47 | €5 | €12 | -€15 | €28 | €1 | €18 |
| <i>Milk Traits</i> | Milk Kg | Fat Kg | Prot Kg | Fat % | Prot % | | | | | |
| | 123 | 2.97 | 6.43 | -0.03 | 0.04 | | | | | |
| <i>Fertility Traits</i> | CI | Survival | | | | | | | | |
| | -3.1(days) | .5(%) | | | | | | | | |
| <i>Calving Traits</i> | Gestation | Risk of dairy heifer calving diff | Heifer cdiff (%) | | Cow cdiff (%) | | | | | |
| | -2.73(days) | N/A | 7.9 (Rel:41%) | | 3 (Rel:43%) | | | | | |

Sire Sire Verified (SNP)**(Ig)Tankardsrock Teak (FR7929) €195***Dam's Sire***(Ig) Gabriel Zoro (FR4337)**

Yield Data of Dam :372218435881595Dam Verified (SNP) €89

| Milk Kgs | BF% | PR% | BfKgs | PrKgs | SCC | Days | Lact | Calving Date |
|----------|------|------|-------|-------|-----|------|------|-----------------|
| 3457 | 3.88 | 3.50 | 134 | 121 | 68 | 235 | 1 | 07-04-22 |
| 5042 | 3.91 | 3.59 | 197 | 181 | 110 | 269 | 2 | 24-03-23 |
| 5734 | 3.79 | 3.55 | 217 | 203 | 74 | 305 | 3 | 05-02-24 |
| 5753 | 4.10 | 3.65 | 236 | 210 | 119 | 305 | 4 | 28-01-25 |
| 5952 | 4.12 | 3.57 | 245 | 212 | 40 | 305 | 5 | 11-02-26 (proj) |

LOT 5 **GENOTYPED** 
372218435852194 (2194) EBI €243

HO (91%),FR (9%)
 04-Feb-2026 Female

| | | | | | | | | | | |
|-------------------------|------------------|--|----------------|-------------------------|---------------|----------------------|-------------|--------------|-------------|---------------|
| <i>Overall Indexes</i> | EBI | EBI Rel | Milk | Fert | Carbon | Calv | Beef | Maint | Mgmt | Health |
| | €243 | 57% | €37 | €116 | €14 | €20 | -€4 | €41 | -€1 | €20 |
| <i>Milk Traits</i> | Milk Kg | Fat Kg | Prot Kg | Fat % | Prot % | | | | | |
| | 85 | 9.22 | 3.83 | 0.10 | 0.02 | | | | | |
| <i>Fertility Traits</i> | CI | Survival | | | | | | | | |
| | -7.7(days) | 1(%) | | | | | | | | |
| <i>Calving Traits</i> | Gestation | Risk of dairy heifer calving diff | | Heifer cdiff (%) | | Cow cdiff (%) | | | | |
| | -2.59(days) | N/A | | 6.7 (Rel:41%) | | 2.7 (Rel:42%) | | | | |

Sire Sire Verified (SNP)

(Ig)Tankardsrock Teak (FR7929) €195

Dam's Sire

(Ig)Monavrin Eli Srm (FR7890)

Yield Data of Dam :372213950853435Dam Verified (SNP) €248

| | | | | | | | | |
|----------|------|------|-------|-------|-----|------|------|-----------------|
| Milk Kgs | BF% | PR% | BfKgs | PrKgs | SCC | Days | Lact | Calving Date |
| 3846 | 4.74 | 3.62 | 182 | 139 | 50 | 279 | 1 | 02-03-25 |
| 4295 | 4.70 | 3.71 | 202 | 159 | 29 | 305 | 2 | 04-02-26 (proj) |