


**Padraig Cunnane**

**Cloonkirgeen**

**Dunmanway**

**Co Cork**

Overall Traits	EBI	EBI Rel.	Milk	Fertility	Carbon	Calving	Beef	Maint.	Mgmt.	Health
Group Average	€199	54%	€52	€82	€14	€28	€-25	€37	€-1	€12
Milk Traits	Milk Kg	Fat Kg	Protein Kg	Fat %	Protein %					
Group Average	-18	9.42	4.34	0.18%	0.09%					

**LOT - PEN 28 GENOTYPED**   
**372227660680279 (279) EBI €237**

HO (81%),FR (19%)  
 22-Feb-2026 Female

Overall Indexes	EBI	EBI Rel	Milk	Fert	Carbon	Calv	Beef	Maint	Mgmt	Health
	€237	55%	€67	€122	€11	€21	-€20	€22	-€4	€17
Milk Traits	Milk Kg	Fat Kg	Prot Kg	Fat %	Prot %					
	94	8.5	8.57	0.08	0.09					
Fertility Traits	CI	Survival								
	-6.3(days)	3.1(%)								
Calving Traits	Gestation	Risk of dairy heifer calving diff	Heifer cdiff (%)	Cow cdiff (%)						
	-2.97(days)	N/A	5.6 (Rel:63%)	2.4 (Rel:65%)						

Sire Sire Verified (SNP)


**(Ig)Derrymeelen Justify Srm (FR9145) €245**

Dam's Sire

**(Ig) Caliber Cordal (FR4197)**

Yield Data of Dam :372215019761500Dam Verified (SNP) €212

Milk Kgs	BF%	PR%	BfKgs	PrKgs	SCC	Days	Lact	Calving Date
4156	4.69	3.71	195	154	48	257	1	17-03-22
5675	4.30	3.96	244	225	35	294	2	10-02-23
7459	4.31	4.03	321	300	46	302	3	18-02-24
8110	4.42	3.84	359	312	51	296	4	24-02-25
8144	4.22	3.74	344	305	105	305	5	22-02-26 (proj)

**LOT- PEN 28 GENOTYPED**   
**372227660660277 (277) EBI €195**

HO (78%),FR (19%)  
 17-Feb-2026 Female

Overall Indexes	EBI	EBI Rel	Milk	Fert	Carbon	Calv	Beef	Maint	Mgmt	Health
	€195	53%	€40	€96	€12	€26	-€21	€24	€2	€17
Milk Traits	Milk Kg	Fat Kg	Prot Kg	Fat %	Prot %					
	-33	6.95	3.14	0.14	0.08					
Fertility Traits	CI	Survival								
	-5.4(days)	1.8(%)								
Calving Traits	Gestation	Risk of dairy heifer calving diff	Heifer cdiff (%)	Cow cdiff (%)						
	-3(days)	N/A	5.9 (Rel:63%)	2.7 (Rel:65%)						

Sire Sire Verified (SNP)


**Glenaboy Allstar Srm (FR8893) €271**

Dam's Sire

**(IE141761211901)**

Yield Data of Dam :372219918921451Dam Verified (SNP) €59

Milk Kgs	BF%	PR%	BfKgs	PrKgs	SCC	Days	Lact	Calving Date
4043	4.78	3.73	193	151	76	273	1	07-03-20
5182	4.60	3.61	238	187	27	277	2	27-02-21
6169	4.68	3.65	289	225	35	305	3	08-02-22
5587	4.36	3.40	243	190	28	231	4	14-04-23
6852	4.31	3.61	295	247	190	260	5	31-03-24
7221	4.11	3.48	297	251	32	305	6	10-02-25
7136	4.17	3.55	298	253	18	305	7	17-02-26 (proj)

**LOT - PEN 28 GENOTYPED**   
**372227660610272 (272) EBI €191**

HO (69%),FR (25%)  
 14-Feb-2026 Female

Overall Indexes	EBI	EBI Rel	Milk	Fert	Carbon	Calv	Beef	Maint	Mgmt	Health
	€191	53%	€42	€77	€22	€18	-€34	€55	€1	€10
Milk Traits	Milk Kg	Fat Kg	Prot Kg	Fat %	Prot %					
	-167	9.19	.56	0.28	0.11					
Fertility Traits	CI	Survival								
	-4(days)	2(%)								
Calving Traits	Gestation	Risk of dairy heifer calving diff	Heifer cdiff (%)	Cow cdiff (%)						
	-2.75(days)	N/A	6.7 (Rel:40%)	2.7 (Rel:42%)						

Sire Sire Verified (SNP)


**Glenaboy Hero (FR8908) €236**

Dam's Sire

**(Ig) Bartlemy Andrew (YAB)**

Yield Data of Dam :372219987550158Dam Verified (SNP) €204

Milk Kgs	BF%	PR%	BfKgs	PrKgs	SCC	Days	Lact	Calving Date
4886	5.11	3.94	250	192	52	251	1	25-03-19
4915	4.76	4.25	234	209	37	271	2	16-03-20
5492	4.60	3.93	252	216	43	294	3	19-02-21
5421	4.82	4.08	261	221	48	290	4	12-02-22
5607	5.09	4.02	285	225	53	296	5	08-02-23
6872	4.86	3.93	334	270	84	305	6	07-02-24
6653	4.73	3.87	315	257	67	296	7	24-02-25
6555	4.43	3.84	290	252	42	305	8	14-02-26 (proj)

**LOT- PEN 28 GENOTYPED**   
**372227660650268 (268) EBI €191**

HO (53%),JE (34%)  
 11-Feb-2026 Female

Overall Indexes	EBI	EBI Rel	Milk	Fert	Carbon	Calv	Beef	Maint	Mgmt	Health
	€191	53%	€44	€70	€21	€33	-€43	€56	€1	€8
Milk Traits	Milk Kg	Fat Kg	Prot Kg	Fat %	Prot %					
	-212	8.83	.25	0.31	0.14					
Fertility Traits	CI	Survival								
	-3.4(days)	2.1(%)								
Calving Traits	Gestation	Risk of dairy heifer calving diff	Heifer cdiff (%)	Cow cdiff (%)						
	-3.46(days)	N/A	4.5 (Rel:40%)	2.1 (Rel:41%)						

Sire Sire Verified (SNP)


**(Ig)Olcastletown Mojo (FR8709) €288**

Dam's Sire

**Jerseydale No2ways (JE2047)**

Yield Data of Dam :IE141539980060Dam Verified (SNP) €83

Milk Kgs	BF%	PR%	BfKgs	PrKgs	SCC	Days	Lact	Calving Date
5517	4.51	3.51	249	193	139	305	1	07-02-18
6767	4.64	3.68	314	249	87	302	2	02-02-19
6053	4.44	3.91	269	237	39	305	3	19-01-20
5855	4.53	3.68	265	216	105	271	4	21-02-21
6269	4.37	3.76	274	236	235	296	5	17-02-22
5579	4.21	3.53	235	197	370	230	6	15-04-23
5711	3.91	3.60	223	206	362	238	7	22-04-24
6553	3.73	3.67	245	241	375	277	8	22-02-25
6241	4.13	3.73	258	233	1019	305	9	11-02-26 (proj)

**LOT - PEN 28 GENOTYPED**   
**372227660640259 (259) EBI €198**

HO (78%),FR (19%)  
 04-Feb-2026 Female

Overall Indexes	EBI	EBI Rel	Milk	Fert	Carbon	Calv	Beef	Maint	Mgmt	Health
	€198	54%	€47	€76	€9	€29	-€10	€33	-€1	€15
Milk Traits	Milk Kg	Fat Kg	Prot Kg	Fat %	Prot %					
	181	6.99	7.63	0.00	0.03					
Fertility Traits	CI	Survival								
	-4.3(days)	1.5(%)								
Calving Traits	Gestation	Risk of dairy heifer calving diff	Heifer cdiff (%)	Cow cdiff (%)						
	-3.2(days)	N/A	5.4 (Rel:41%)	2.3 (Rel:41%)						

Sire Sire Verified (SNP)


**(Ig)Derrymeelen Exude Srm (FR8466) €255**

Dam's Sire

**(Ig)Lisduff Perception (FR6139)**

Yield Data of Dam :372219480882325Dam Verified (SNP) €156

Milk Kgs	BF%	PR%	BfKgs	PrKgs	SCC	Days	Lact	Calving Date
5485	3.63	3.50	199	192	69	273	1	05-03-24
7693	3.71	3.49	286	268	38	288	2	25-02-25
8254	3.63	3.45	300	285	22	305	3	04-02-26 (proj)

**LOT - PEN 28 GENOTYPED**   
**372227660630258 (258) EBI €186**

HO (59%),FR (28%)  
 02-Feb-2026 Female

Overall Indexes	EBI	EBI Rel	Milk	Fert	Carbon	Calv	Beef	Maint	Mgmt	Health
	€186	54%	€48	€60	€17	€35	-€37	€51	-€3	€15
Milk Traits	Milk Kg	Fat Kg	Prot Kg	Fat %	Prot %					
	-75	11.42	2.19	0.25	0.08					
Fertility Traits	CI	Survival								
	-2.7(days)	2(%)								
Calving Traits	Gestation	Risk of dairy heifer calving diff	Heifer cdiff (%)	Cow cdiff (%)						
	-3.93(days)	N/A	4.9 (Rel:40%)	2.1 (Rel:40%)						

Sire Sire Verified (SNP)


**(Ig)Derrymeelen Exude Srm (FR8466) €255**

Dam's Sire

**(Ig) Nextgen Ykg Candy 593 (FR2385)**

Yield Data of Dam :372219987550323Dam Verified (SNP) €157

Milk Kgs	BF%	PR%	BfKgs	PrKgs	SCC	Days	Lact	Calving Date
3468	5.51	3.94	191	137	44	287	1	05-02-21
4280	4.94	4.01	211	172	33	271	2	03-03-22
4610	4.42	4.04	204	186	41	299	3	05-02-23
5770	5.11	3.76	295	217	32	264	4	14-03-24
5572	4.99	4.09	278	228	62	305	5	22-01-25
6127	4.52	3.87	277	237	22	305	6	02-02-26 (proj)

**LOT - PEN 28 GENOTYPED **  
**372227660660252 (252) EBI €198**

HO (78%),FR (22%)  
 28-Jan-2026 Female

<i>Overall Indexes</i>	<b>EBI</b>	<b>EBI Rel</b>	<b>Milk</b>	<b>Fert</b>	<b>Carbon</b>	<b>Calv</b>	<b>Beef</b>	<b>Maint</b>	<b>Mgmt</b>	<b>Health</b>
	€198	54%	€76	€74	€6	€32	-€9	€19	-€1	€1
<i>Milk Traits</i>	<b>Milk Kg</b>	<b>Fat Kg</b>	<b>Prot Kg</b>	<b>Fat %</b>	<b>Prot %</b>					
	85	14.06	8.07	0.18	0.09					
<i>Fertility Traits</i>	<b>CI</b>	<b>Survival</b>								
	-4.4(days)	1.3(%)								
<i>Calving Traits</i>	<b>Gestation</b>	<b>Risk of dairy heifer calving diff</b>		<b>Heifer cdiff (%)</b>		<b>Cow cdiff (%)</b>				
	-4.26(days)	N/A		6 (Rel:41%)		2.5 (Rel:42%)				

*Sire* Sire Verified (SNP)  
**(Ig)Olcastletown Mojo (FR8709) €288**

*Dam's Sire*  
**(Ig) Ballygown Albert (FR4513)**

Yield Data of Dam :372215019741523Dam Verified (SNP) €107

Milk Kgs	BF%	PR%	BfKgs	PrKgs	SCC	Days	Lact	Calving Date
5169	4.61	3.76	238	194	85	285	1	17-02-22
6633	4.69	3.74	311	248	119	290	2	14-02-23
7866	4.01	3.74	315	294	108	292	3	28-02-24
6951	4.23	3.87	294	269	109	230	4	22-03-25
8231	4.10	3.89	337	320	50	305	5	28-01-26 (proj)