


Pat Aherne
Gleann Eanaigh
Lehenaghmore
Co Cork
ANNAMARIA

Overall Traits	EBI	EBI Rel.	Milk	Fertility	Carbon	Calving	Beef	Maint.	Mgmt.	Health
Group Average	€165	50%	€52	€66	€7	€22	€-10	€20	€-2	€10
Milk Traits	Milk Kg	Fat Kg	Protein Kg	Fat %	Protein %					
Group Average	79	7.17	6.55	0.07%	0.07%					


LOT 1 **GENOTYPED** 
372215619922250 (2250) EBI €150

HO (75%),FR (19%)
 17-Feb-2026 Female

<i>Overall Indexes</i>	EBI	EBI Rel	Milk	Fert	Carbon	Calv	Beef	Maint	Mgmt	Health
	€150	51%	€55	€59	€5	€5	-€11	€26	€0	€12
<i>Milk Traits</i>	Milk Kg	Fat Kg	Prot Kg	Fat %	Prot %					
	86	6.87	7.23	0.06	0.07					
<i>Fertility Traits</i>	CI	Survival								
	-3.3(days)	1.2(%)								
<i>Calving Traits</i>	Gestation	Risk of dairy heifer calving diff	Heifer cdiff (%)	Cow cdiff (%)						
	-1.95(days)	N/A	7 (Rel:64%)	2.9 (Rel:65%)						

Sire Sire Verified (SNP)
(Ig)Tuohy Historic (FR8658) €255

Dam's Sire
(Ig)Aghernbridge Milton (FR8403)

LOT 2 **GENOTYPED** 
372215619962238 (2238) EBI €173

HO (84%),FR (16%)
 13-Feb-2026 Female


<i>Overall Indexes</i>	EBI	EBI Rel	Milk	Fert	Carbon	Calv	Beef	Maint	Mgmt	Health
	€173	53%	€57	€79	-€6	€30	€16	-€20	-€2	€18
<i>Milk Traits</i>	Milk Kg	Fat Kg	Prot Kg	Fat %	Prot %					
	253	9.97	9.18	0.00	0.01					
<i>Fertility Traits</i>	CI	Survival								
	-4.3(days)	1.7(%)								
<i>Calving Traits</i>	Gestation	Risk of dairy heifer calving diff	Heifer cdiff (%)	Cow cdiff (%)						
	-4.5(days)	N/A	7.5 (Rel:58%)	2.8 (Rel:64%)						

Sire Sire Verified (SNP)
(Ig)Killavalla Linesman (FR1185) €212

Dam's Sire
(Ig) Goldenfield Raphael ET (FR2028)

Yield Data of Dam :372215619971562Dam Verified (SNP) €117

Milk Kgs	BF%	PR%	BfKgs	PrKgs	SCC	Days	Lact	Calving Date
5282	4.49	3.53	237	186	68	305	1	25-01-21
7319	3.59	3.31	263	242	32	305	2	30-01-22
8327	3.76	3.26	313	272	211	305	3	30-01-23
7974	3.33	3.15	266	251	41	305	4	29-01-24
8380	3.48	3.25	292	272	46	289	5	15-02-25

LOT 3 GENOTYPED 
372215619922226 (2226) EBI €158

HO (78%),FR (22%)
 08-Feb-2026 Female


<i>Overall Indexes</i>	EBI	EBI Rel	Milk	Fert	Carbon	Calv	Beef	Maint	Mgmt	Health
	€158	55%	€56	€51	€12	€31	-€32	€39	-€6	€6
<i>Milk Traits</i>	Milk Kg	Fat Kg	Prot Kg	Fat %	Prot %					
	52	5.74	7.26	0.06	0.10					
<i>Fertility Traits</i>	CI	Survival								
	-3(days)	.9(%)								
<i>Calving Traits</i>	Gestation	Risk of dairy heifer calving diff	Heifer cdiff (%)	Cow cdiff (%)						
	-3.86(days)	N/A	6.1 (Rel:64%)	2.5 (Rel:66%)						

Sire Sire Verified (SNP)
(Ig)Tinnakill Grandslam (FR9016) €264

Dam's Sire
(Ig) Castleblagh Ronnie (FR2297)

Yield Data of Dam :372215619981506Dam Verified (SNP) €122

Milk Kgs	BF%	PR%	BfKgs	PrKgs	SCC	Days	Lact	Calving Date
5502	5.28	3.86	290	212	73	298	1	21-02-20
6110	4.83	3.77	295	230	225	305	2	13-02-21
6219	5.38	3.79	335	236	62	297	3	31-01-22
6624	4.91	3.78	325	250	328	305	4	27-01-23
5279	5.02	3.81	265	201	47	292	5	18-02-24
6258	4.60	3.74	288	234	58	292	6	12-02-25

LOT 4 GENOTYPED 
372215619912225 (2225) EBI €167

HO (78%),FR (22%)
 08-Feb-2026 Female

<i>Overall Indexes</i>	EBI	EBI Rel	Milk	Fert	Carbon	Calv	Beef	Maint	Mgmt	Health
	€167	54%	€54	€75	€10	€15	-€19	€22	-€1	€10
<i>Milk Traits</i>	Milk Kg	Fat Kg	Prot Kg	Fat %	Prot %					
	-26	10.21	4.31	0.20	0.09					
<i>Fertility Traits</i>	CI	Survival								
	-4.7(days)	.9(%)								
<i>Calving Traits</i>	Gestation	Risk of dairy heifer calving diff	Heifer cdiff (%)	Cow cdiff (%)						
	-3.28(days)	N/A	7.9 (Rel:55%)	3.1 (Rel:63%)						

Sire Sire Verified (SNP)
(Ig)Killavalla Linesman (FR1185) €212

Dam's Sire
Farside Fm Accomplise S3f (FFA)

Yield Data of Dam :372215619991473Dam Verified (SNP) €42

Milk Kgs	BF%	PR%	BfKgs	PrKgs	SCC	Days	Lact	Calving Date
5211	4.31	3.59	224	187	24	286	1	13-02-20
7520	4.45	3.63	334	273	124	305	2	11-02-21
6940	4.21	3.62	292	251	225	305	3	01-02-22
7308	4.17	3.50	305	256	29	289	4	27-02-23
7040	4.33	3.62	305	255	612	293	5	17-02-24
7861	3.79	3.51	298	276	334	286	6	18-02-25

LOT 5

HO (78%),FR (19%)

372215619982223 (2223) EBI €175

07-Feb-2026 Female

<i>Overall Indexes</i>	EBI	EBI Rel	Milk	Fert	Carbon	Calv	Beef	Maint	Mgmt	Health
	€175	39%	€36	€64	€12	€29	-€4	€34	-€1	€6
<i>Milk Traits</i>	Milk Kg	Fat Kg	Prot Kg	Fat %	Prot %					
	29	3.05	4.75	0.04	0.07					
<i>Fertility Traits</i>	CI	Survival								
	-3.6(days)	1.3(%)								
<i>Calving Traits</i>	Gestation	Risk of dairy heifer calving diff		Heifer cdiff (%)		Cow cdiff (%)				
	-3.58(days)	N/A		6	(Rel:40%)	2.5	(Rel:41%)			

*Sire***(Ig) Clorane Dandyman (FR4600) €205***Dam's Sire***(Ig)Vicisland Shunter (FR7941)**